

Office 365

Written by Gopal Krishan

Thursday, 07 June 2018 12:20 - Last Updated Thursday, 12 July 2018 14:56

Office 365

IIT Delhi has subscribed the Microsoft 365 for a along with Microsoft Campus Agreement for all faculty, staff and students. "Microsoft Office 365" refers to subscription plans that include access to Office applications plus other productivity services that are enabled over the Internet (cloud services) on cloud storage OneDrive. It also include the desktop version of the latest Office applications, which users can install across multiple computers and devices. The fully installed applications include: Word, Excel, PowerPoint, OneNote, Outlook, Publisher, and Access. (Publisher and Access are available on PC only.) And you can install them across multiple devices, including PCs, Macs, Android tablets, Android phones, iPad, and iPhone. When you have an active Office 365 subscription that includes the desktop version of Office, you always have the most up-to-date version of the applications. To

use and install one has to login at

<https://office.com/>

using IITD userid and Password

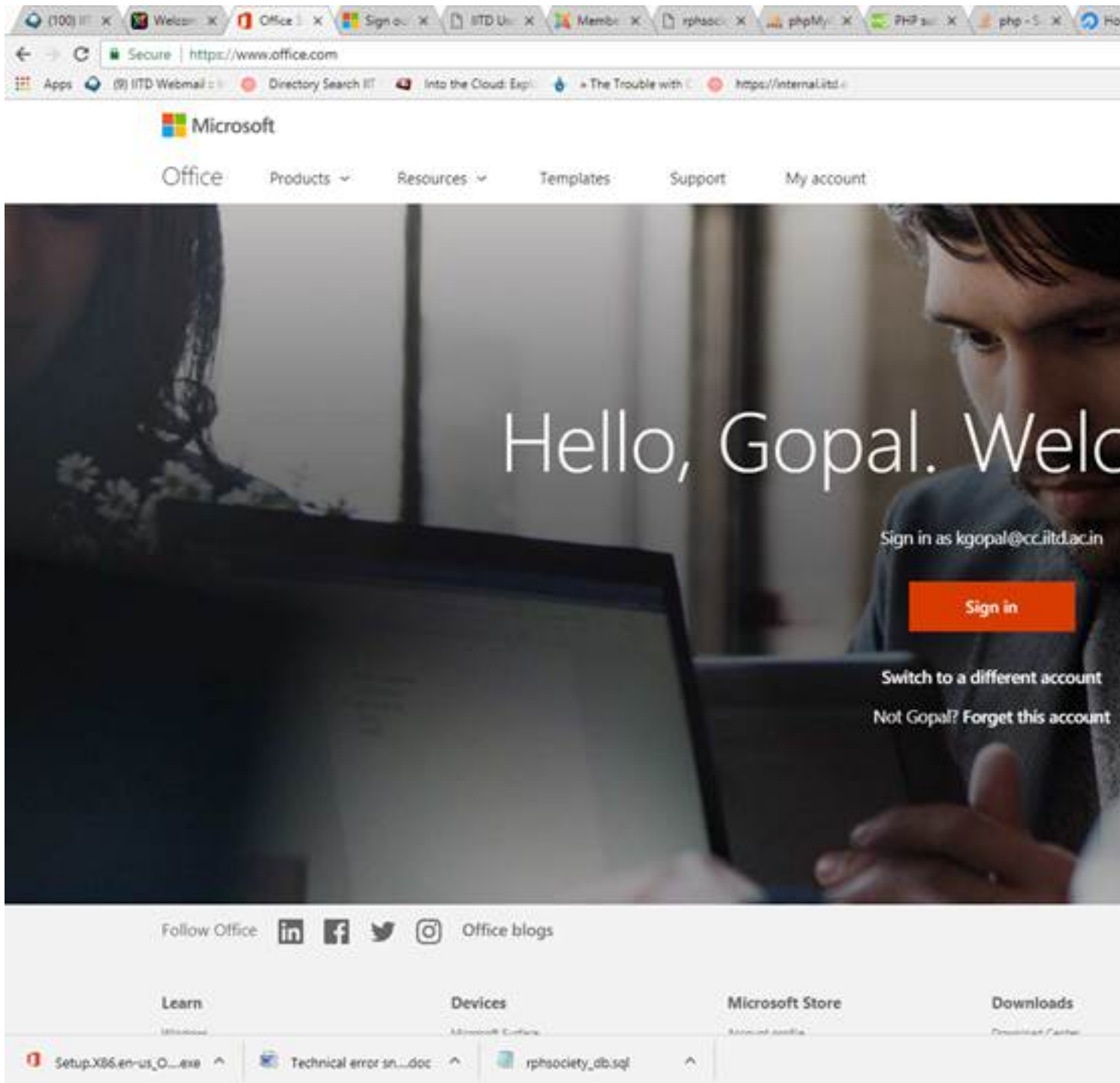
Note: Users Database is being Synced with IIT Delhi database. If someone has changed Password in IIT Delhi, his/her password would be automatically updated in Office.com. and one can avail this microsoft services only if he is active user of IIT Delhi, Otherwise the services will be withdrawn from Microsoft side. Microsoft has told that it will retain data belongs to deactivated accounts upto three months. Users are advised to download all data from onedrive within 3 months of deactivation of account

To sign in suffix is "@csciitd.onmicrosoft.com" as if userid is "xyz" then sign in user must be xyz@csciitd.onmicrosoft.com

Office 365

Written by Gopal Krishan

Thursday, 07 June 2018 12:20 - Last Updated Thursday, 12 July 2018 14:56



Office 365

Written by Gopal Krishan

Thursday, 07 June 2018 12:20 - Last Updated Thursday, 12 July 2018 14:56

Microsoft

Office Products Resources Templates Support My account

Hello, Gopal. Welcome

rd11478@cscitd.onmicrosoft.com

[Sign in](#)

[Switch to a different account](#)

[Not Gopal? Forget this account](#)

Follow Office [in](#) [f](#) [t](#) [@](#) Office blogs

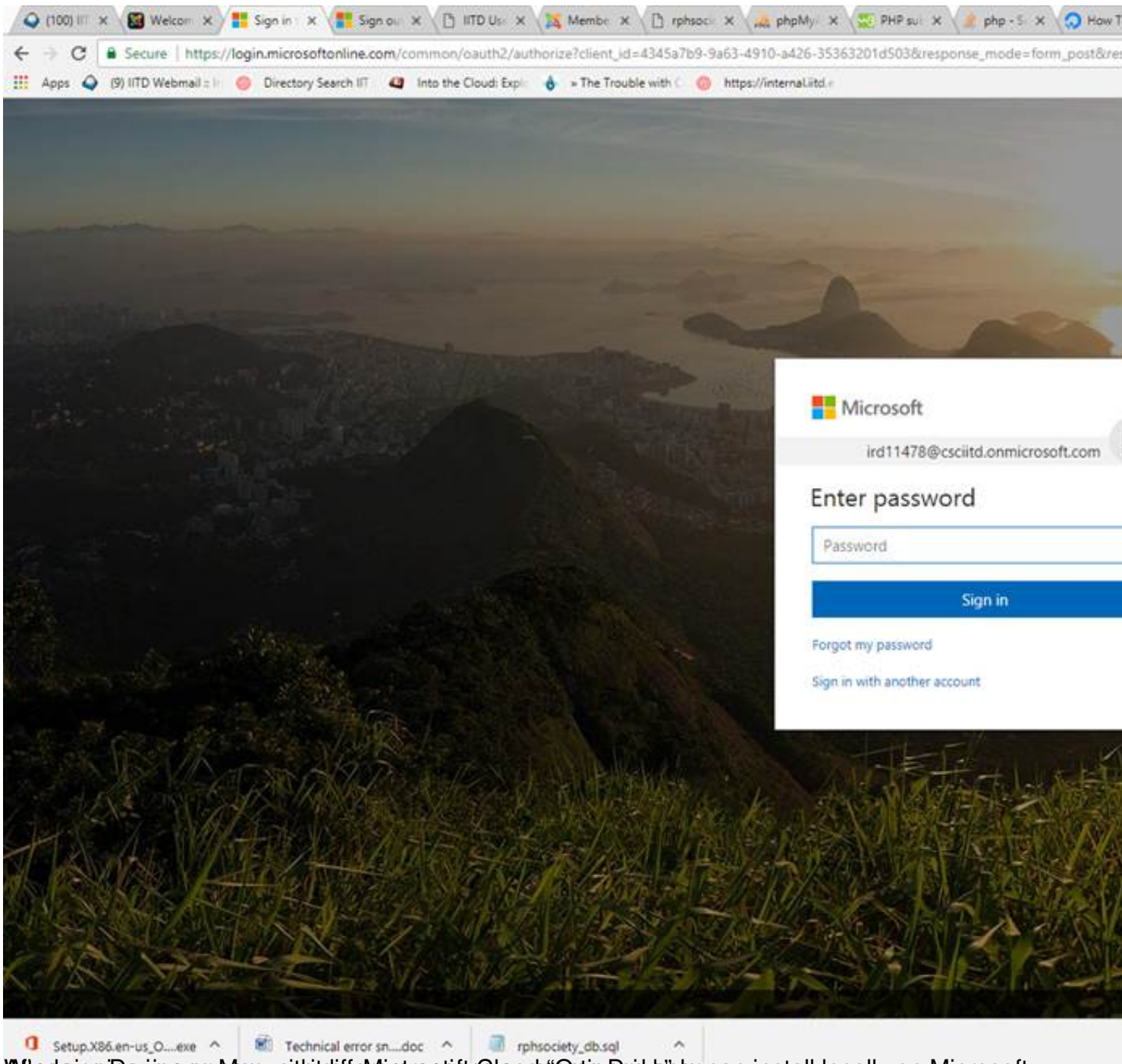
Learn Devices Microsoft Store Downloads

Setup.X86-en-us_O...exe Technical error sn...doc rphsociety_db.sql

After Keying Username, it will ask for password

Written by Gopal Krishan

Thursday, 07 June 2018 12:20 - Last Updated Thursday, 12 July 2018 14:56



After signing in, you can install locally on Microsoft Office 365 on Mac, Windows, Linux, and Android. For more information, see the Microsoft Office 365 help page.

Office 365

Written by Gopal Krishan

Thursday, 07 June 2018 12:20 - Last Updated Thursday, 12 July 2018 14:56

The screenshot shows the Office 365 dashboard for user Poonam Srivastav. The browser's address bar shows the URL <https://www.office.com/?auth=2>. The dashboard features a navigation bar with the Office 365 logo and a user profile icon. The main content area is titled "Good morning, Poonam Srivastav" and includes a section for "Apps" with icons for Outlook, OneDrive, Word, Excel, PowerPoint, OneNote, and SharePoint. Below this is a link to "Explore all your apps". The "Documents" section has tabs for "Recent", "Pinned", "Shared with me", and "Discover". A message states "No recent online Office documents" and encourages sharing and collaboration, with a "New" button to create a document. The bottom of the page shows a technical error message and a file named "rphsociety_db.sql".

Office 365

Good morning, Poonam Srivastav

Apps

Outlook OneDrive Word Excel PowerPoint OneNote SharePoint

Explore all your apps →

Documents

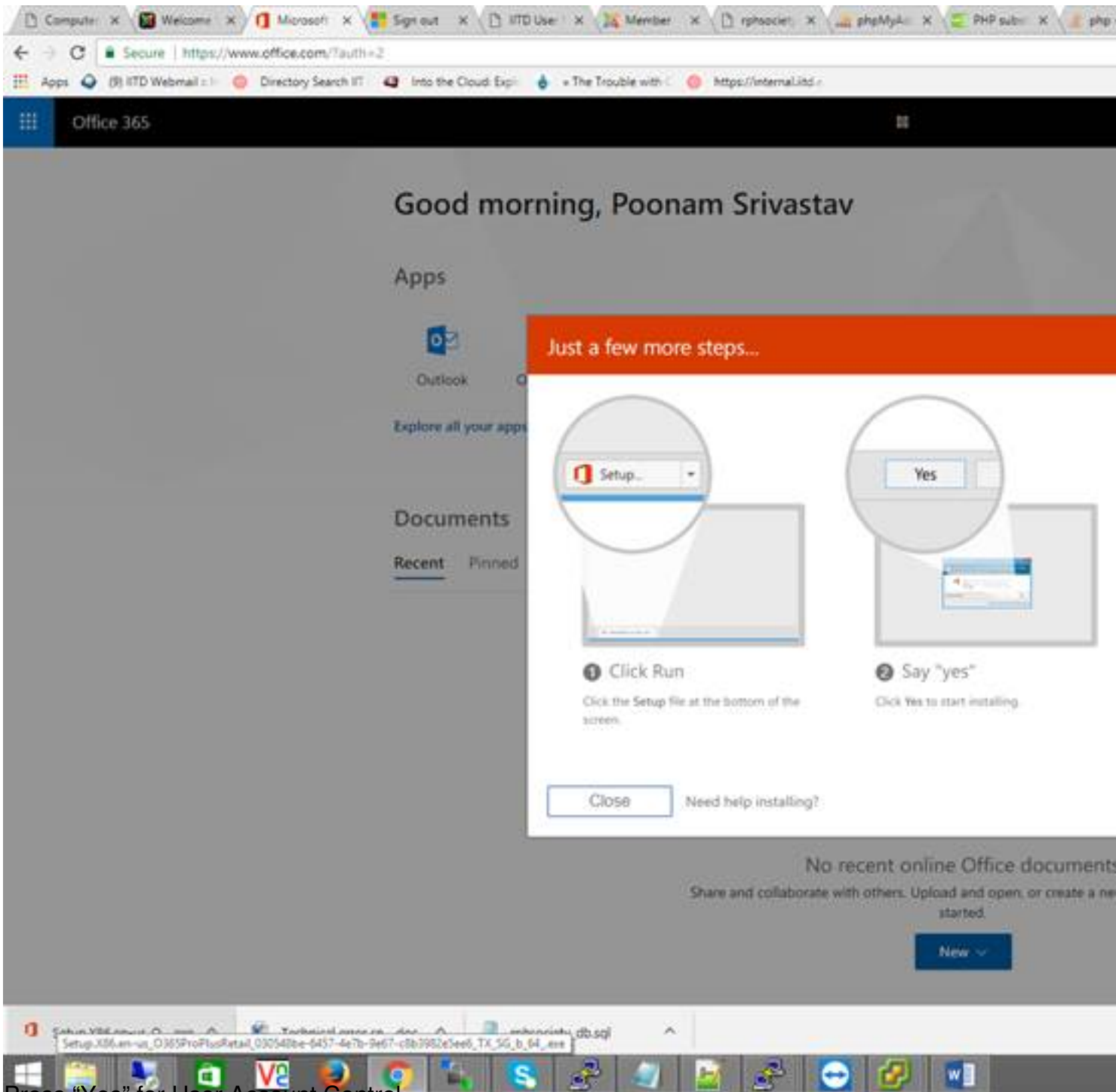
Recent Pinned Shared with me Discover

No recent online Office documents

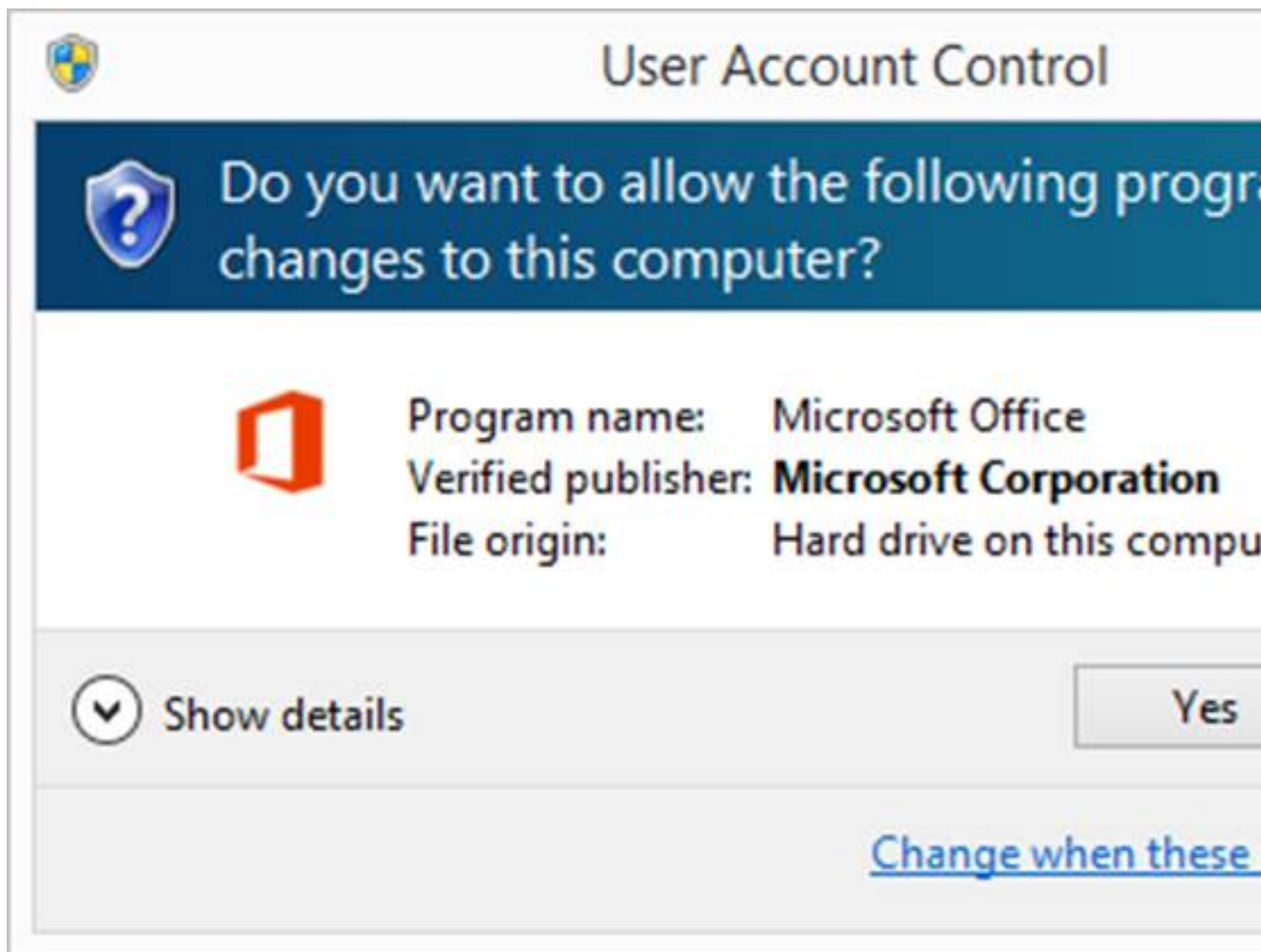
Share and collaborate with others. Upload and open, or create a new document to get started.

New

Technical error sn...doc rphsociety_db.sql



Press "Yes" for User Account Control






Installing Office



We'll be done in just a moment




You're all set! Office is instal

Click Start > down-arrow.



✕

 Microsoft

Activate Office

ird11478@csciitd.onmicrosoft.com

✕

[Enter a product key instead](#)

[No account? Create one!](#)

[Next](#)

©2018 Microsoft [Privacy statement](#)

Account Updated



This computer has been added to your account.

First things first.

This product also comes with Office Automatic Updates.

[Learn more](#)

By clicking "Accept" you agree to the Microsoft Office License Agreement.

[View Agreement](#)

One has to Activate for the same UserId, by which it was signed in.

Document2 - Word

Account

User Information

Poonam Srivastav
ind11478@csccitd.onmicrosoft.com

[Change photo](#)
[About me](#)
[Sign out](#)
[Switch account](#)

Office Background:
Clouds

Office Theme:
Colorful

Product Information

Subscription Product

Microsoft Office 365 ProPlus

Version 1708 (Build 8431.2242 Click-to-Run)
Semi-annual Channel
Belongs to: ind11478@csccitd.onmicrosoft.com
This product contains

[Manage Account](#)

Connected Services:

- OneDrive - IIT Delhi
ind11478@csccitd.onmicrosoft.com
- Sites - IIT Delhi
ind11478@csccitd.onmicrosoft.com

[Add a service](#)

Office Updates

Updates are automatically downloaded and installed.

[Update Options](#)

About Word

Learn more about Word, Support, Product ID, and Copyright information.

[About Word](#)

What's New

See the most recently installed updates.

[What's New](#)

Info
New
Open
Save
Save As
Print
Share
Export
Close
Account
Feedback
Options